

# Shallow Water Pipe Lay Barge

## GEOCEAN



### HULL

*Length:* 280' (85.34m)  
*Breadth:* 90' (27.43m)  
*Depth:* 18' (5.49m)  
*Deck loading:* 15 ton/m<sup>2</sup>  
*Max draft:* 1.8 m

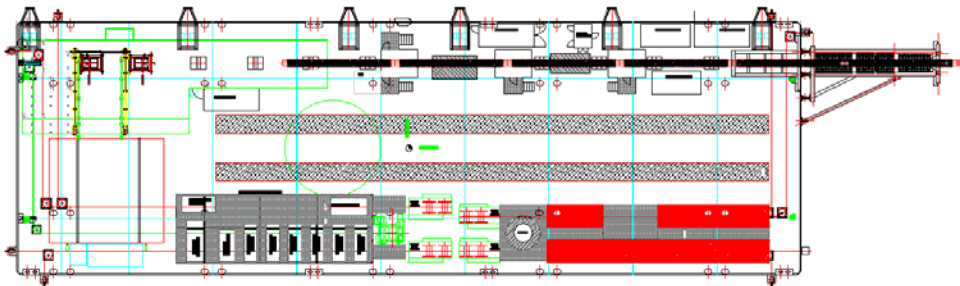
*GRT:* 3327  
*NRT:* 996  
*Year built:* 2004  
*Class:* Lloyds Register +  
100A Pontoon

### MOORING SYSTEM

4 double drum winches AMHOIST AM77EF  
10 mooring lines 1 km  $\Phi$  1"1/2  
10 anchors type Flipper Delta 3.5 tons  
Centralised control room  
Monitoring of line tension

### HANDLING EQUIPMENT

1 crane American Crawler Model 9310 A  
1 backhoe 3,5t Kobelco  
1 airtugger 10T for stinger adjustment  
6 davits 25 tons equipped with airtuggers 5T  
2 airtuggers 3T for deck handlings



### HEALT SAFETY & ENVIRONMENT

4 life rafts, 25 person each  
One safety / first aids station  
Sewage treatment plant  
Fire fitting pumps & extinguisher

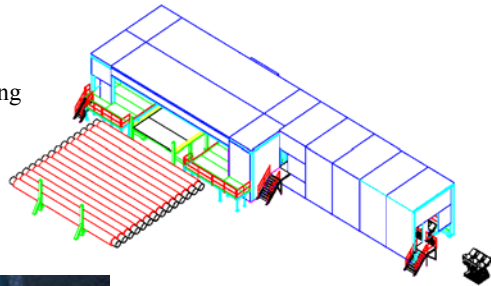


# GEOCEAN Shallow Water Pipe Laying Barge



## PIPE LAYING FACILITIES

Pipe conveyor  
Pipe alignment system  
Tunnel compatible with Serimer Dasa Automatic Welding  
Electric tensioner 30 tons @ 25m/min SAS  
A&R winch electric 30 tons SAS  
Hydraulic tensioner 2 x 10 tons  
Outrigger 15 m  
Ballastable stinger 24 m



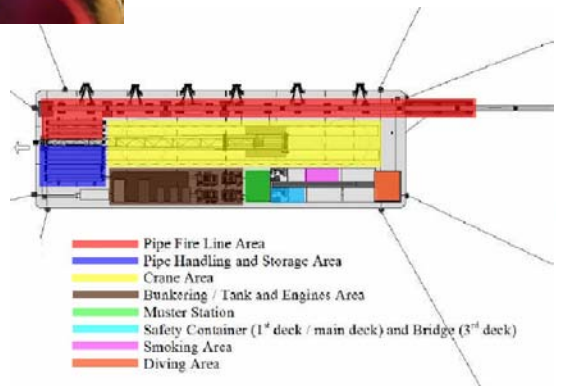
## PIPE LAY STATION

1. Cleaning
2. Bevelling
3. Demagnetising
4. Alignment & 1<sup>st</sup> welding
5. 2<sup>nd</sup> welding station
6. Control & repair
7. Sand blasting
8. Coating
9. Foam filling



## FACILITIES

- 1 x 20' Winches control room / Superintendent office
- 3 x 20' offices (Field and Welding Engineers, Client)
- 2 x 20' Mess room
- 1 x 20' Toilet & shower
- 1 x 20' Safety / First aids
- 1 x 20' Work shop
- 6 x 20' Storage (including 2 open top containers)
- 2 x 20' Diving equipment & diving chamber
- 2 x 20' Welding workshop & storage
- 1 x 20' Tensioner control room
- 1 x 10' NDT room
- 2 x 20' Coating workshop & storage



## POWER SUPPLY

6 generators 350 kVA @ 60 Hz  
2 compressors 915 cfm

